## VALVE END VIEW

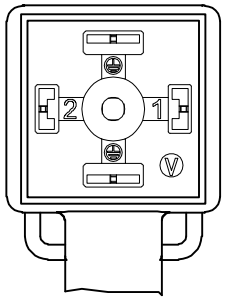


1 = RED/BLACK
2 = RED/WHITE
GND = GREEN/YELLOW

## WIRING DIAGRAM




## MALE END VIEW

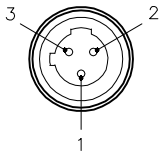


1 = GREEN/YELLOW
2 = RED/BLACK
3 = RED/WHITE

micro fast.

## SPECIFICATIONS

| | |
|---|---|
| CONTACT CARRIER MATERIAL | NYLON or TPU |
| CONTACT MATERIAL/PLATING | BRASS/SILVER (VALVE), BRASS/GOLD (P1) |
| MOLDED HEAD MATERIAL/COLOR | TPU/TRANSLUCENT YEL (VALVE), YEL (P1) |
| COUPLING NUT MATERIAL/PLATING (P1) | BRASS/NICKEL |
| RATED CURRENT | 4.0 A |
| RATED VOLTAGE | 0–220 VAC/DC |
| OUTER JACKET MATERIAL/COLOR | CPE/YELLOW |
| CONDUCTOR INSULATION | EPDM |
| NUMBER OF CONDUCTORS | 3x18 AWG |
| TEMPERATURE RATING | −40°C to +105°C (−40°F to +221°F) |
| PROTECTION CLASS | MEETS NEMA 1,3,4,6P AND IEC IP67 |

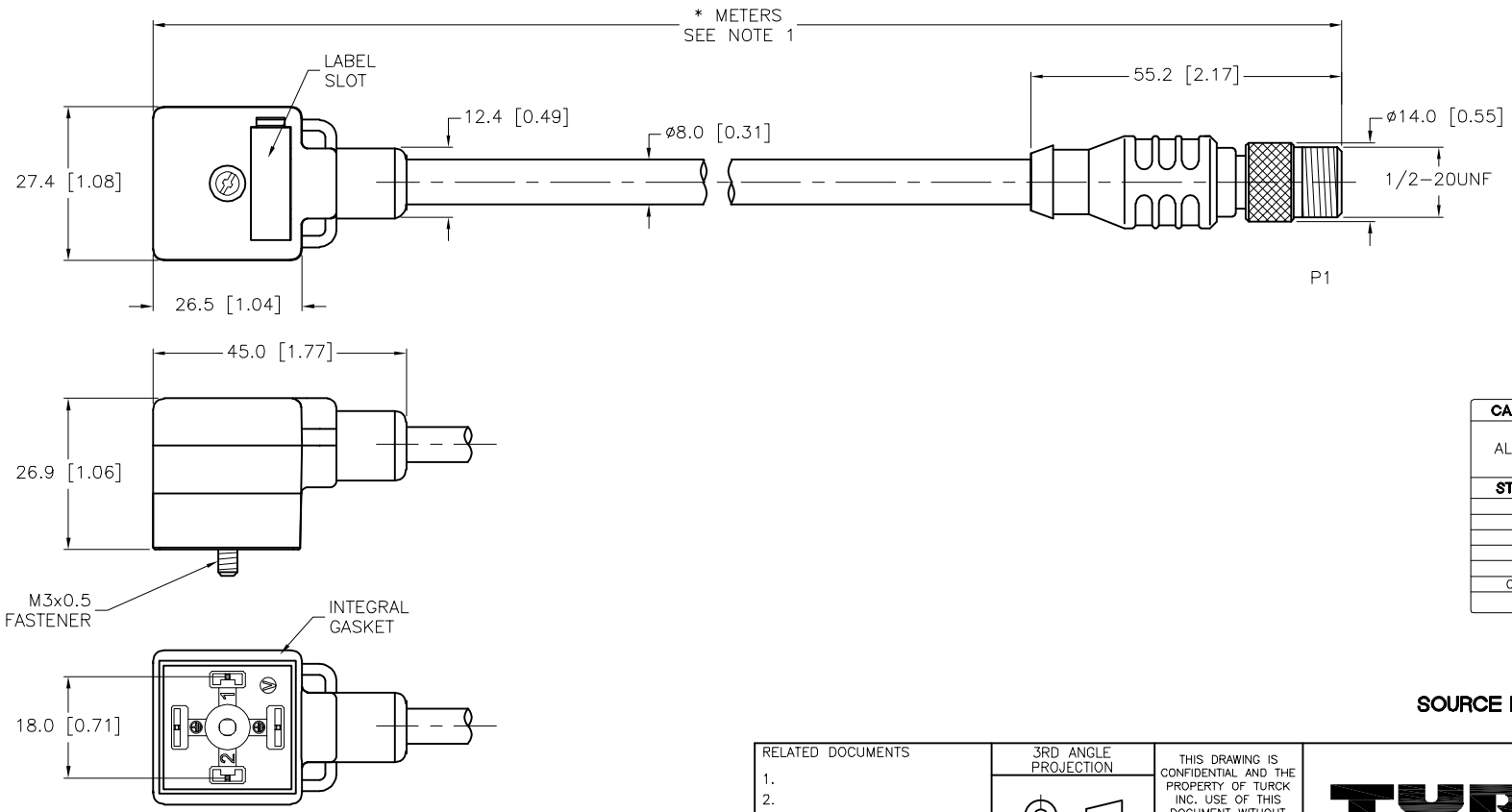


| CABLE LENGTH | TOLERANCE* |
|---|---|
| ALL LENGTHS | + 4% (OR 50mm) OF LENGTH<br>− 0% (OR 0mm) OF LENGTH<br>WHICHEVER IS GREATER |
| **STRIP LENGTH** | **TOLERANCE*** |
| 0–7mm | ±0.5mm |
| 8–29mm | ±1.0mm |
| 30–49mm | ±2.0mm |
| 50–69mm | ±3.0mm |
| 70–100mm | ±4.0mm |
| OVER 100mm | ±5.0mm |
| *** UNLESS OTHERWISE SPECIFIED** | |

**SOURCE DRAWING - FOR REFERENCE ONLY**

NOTES:

1. "*" INDICATES CABLE LENGTH IN METERS. CONTACT TURCK TO ORDER SPECIFIC LENGTHS.

| REV | DESCRIPTION | BY | DATE | ECO NO. |
|---|---|---|---|---|
| G | UPDATE TEMPERATURE RANGE | NF | 11/07/25 | 81499 |

RELATED DOCUMENTS
1.
2.
3.
4.

3RD ANGLE PROJECTION

THIS DRAWING IS CONFIDENTIAL AND THE PROPERTY OF TURCK INC. USE OF THIS DOCUMENT WITHOUT WRITTEN PERMISSION IS PROHIBITED.

TURCK

3000 CAMPUS DRIVE
MINNEAPOLIS, MN 55441
1–800–544–7769
(763) 553–7300
(763) 553–0708 fax
www.turck.us

MATERIAL: SEE SPECIFICATIONS

FINISH: SEE SPECIFICATIONS

ALL DIMENSIONS DISPLAYED ON THIS DRAWING ARE FOR REFERENCE ONLY

CONTACT TURCK FOR MORE INFORMATION

DRFT: RWC | DATE: 09/18/07
APVD: | SCALE: 1=1.3

UNIT OF MEASUREMENT
**MILLIMETER [ INCH ]**

DO NOT SCALE THIS DRAWING

DESCRIPTION: VAY 22–A658–*M–SBE 3T

IDENTIFICATION NO.:

REV: G

FILE: 777020029

SHEET 1 OF 1